

ÖLFLEX® SERVO FD 798 CP

Экранированные кабели для датчиков вращения с полиуретановой оболочкой для сверх динамичного применения в буксируемых кабельных цепях - с сертификацией


ÖLFLEX® SERVO FD 798 CP — экранированный кабель для кодирующих устройств, предназначен для высоких динамических нагрузок в силовых цепях, для жестких условий эксплуатации, сертификация UL/CSA AWM

Информация

Для соблюдения высоких требований при применении в буксируемых кабельных цепях

Подходят для датчиков вращения различных производителей

AWM сертификация для Канады и США



Без галогенов



Механическая стойкость



Маслостойкий



Для буксируемых кабельных цепей



ЭМС



Стойкий к УФ-лучам

Преимущества

Повышение экономической эффективности оборудования благодаря более высокой скорости и ускорению

Совместимы с датчиками угловых перемещений от известных производителей

Оптимальный наружный диаметр,
объем, вес

Last Update (24.12.2022)

©2022 Lapp Group - Technical changes reserved

Product Management www.lappkabel.de

You can find the current technical data in the corresponding data sheet.

PN 0456 / 02_03.16

ÖLFLEX® SERVO FD 798 CP

Большой срок эксплуатации даже в экстремальных условиях благодаря износостойкой наружной оболочке из полиуретана. Стойкие к смазочным материалам на основе минеральных масел, к разбавленным кислотам, к водным щелочным растворам и к другим химическим соединениям.

Широкий температурный диапазон для применения в экстремальных климатических условиях.

Области применения

Соединительный кабель между серворегулятором и кодирующим устройством/ датчиком вращения

Соединительный кабель между серворегулятором и тахогенератором

В буксируемых кабельных цепях или подвижных частях оборудования

Специально для применения во

влажных средах станочных систем и

поточных линий

Сборочные и производственные линии,

во всех типах машин

Для прокладки внутри/вне помещений

Характеристики

Пожарный сертификат: UL/CSA: VW-1, FT1IEC/EN: 60332-1-2

Не содержит галогенов

Конструкция кабеля с низкой ёмкостью

Износостойкие и стойкие к насечкам

Маслостойкие

Стандарты / Сертификаты соответствия

UL AWM Style 20236

CSA AWM IA/B; IIA/B FT 1

UL File No. E63634

Для применения в буксируемых кабельных цепях. Пожалуйста, соблюдайте указания в приложении T3 каталога

Конструкция

Жилы из медных лужёных тонких/ тончайших проволок

Изоляция жил: полипропилен

Скрутка жил (пар) повивная или пучком

Подробнее — см. техпаспорт

Обмотка лентой флис

Наружная оболочка из полиуретана, цвет зеленый (RAL 6018)

Technical Data

Классификация ETIM 5:

ETIM 5.0 Class-ID: EC000104

ETIM 5.0 Class-Description: кабели управления

Классификация ETIM 6:

Обозначение класса ETIM 6.0: EC000104

Описание класса ETIM 6.0: контрольный провод

Маркировка жил:

Подробную информацию см. в техпаспорте OLFLEXR SERVO FD 798 CP

Конструкция жилы:

Жилы из медных тонких / тончайших проволок

Минимальный радиус изгиба:

Подвижное применение: от 7,5 x D

Неподвижное применение: 4 x D

Номинальное напряжение:

IEC: 30 В

UL и CSA: 30 В

Испытательное напряжение:

Жила/жила: 1500 В эфф.

Last Update (24.12.2022)

©2022 Lapp Group - Technical changes reserved

Product Management www.lappkabel.de

You can find the current technical data in the corresponding data sheet.

PN 0456 / 02_03.16

ÖLFLEX® SERVO FD 798 CP

Температурный диапазон:

Жила/экран: 750 В эфф.

Подвижное применение: от -40 °C до +90 °C (UL/CSA: +80 °C)

Неподвижное применение: от -50 °C до +90 °C (UL/CSA: +80 °C)

Циклы изгибов и рабочие параметры:

См. таблицу товаров A2-1 в приложении к нашему онлайн-каталогу

Note

Если не указано иное, то все представленные значения для данного вида изделий являются номинальными при комнатной температуре. Другие значения, например отклонения, можно получить по запросу.

Цена на основе стоимости меди: полная цена; для применения и расчета цены на базе металлов, а также веса металлов см. каталог T17 в приложении

Стандартные длины см.: www.lappkabel.de/en/cable-standardlengths

Упаковка: бухты до 30 кг/250 м или на барабанах

Укажите желаемую упаковку (например, 1 x 500 м на барабане или 5 x 100 м в бухтах)

DESINA — децентрализованная и стандартизированная техника установки для станочного оборудования и производственных систем

Фотографии и иллюстрации представлены не в точном масштабе и не являются точными до подробностей иллюстрациями соответствующих изделий.

Указаны «чистые» цены без учета НДС и надбавок. Продажа юридическим лицам.

ÖLFLEX® SERVO FD 798 CP

Артикул	Количество жил и сеч. в мм ²	Наружный диаметр [мм]	Вес меди кг/км	Вес, кг/км
ÖLFLEX® SERVO FD 798 CP				
0036910	(4x2x0,34+4x0,5)	8.9	79	125
0036912	(3x(2x0,14)+4x0,14+2x0,5)	8.8	68	110
0036913	(3x(2x0,14)+4x0,14+2x0,5+4x0,22)	9.4	80	130
0036924	(4x2x0,18)	6.4	30	52
0036923	(8x2x0,18)	7.8	51	85
0036926	(12x0,22)	7.1	44	73
0036915	(4x2x0,25+2x1,0)	8.8	63	109
0036927	(4x2x0,25+2x0,5)	8.5	62	98
0036929	(2x(2x0,25)+2x0,5)	8.7	46	98
0036930	(2x2x0,25+2x0,5)	7.3	38	72
0036914	(9x0,5)	8.8	71	110
0036916	(6x2x0,25+2x0,5)	10.3	67	121
0036917	(10x0,14+2x0,5)	7.7	41	82
0036918	(10x0,14+4x0,5)	8.1	54	98
0036928	(2x2x0,14+2x(2x0,14)+4x0,5+(4x0,14))	9.1	79	135
0036921	(4x2x0,25)	7.6	38	75
0036920	(4x2x0,14+4x0,5)	8.2	51	95
0036911	(3x(2x0,14)+2x(0,5))	9.6	70	120
0036935	(3x2x24AWG)	6.5	36	70

Last Update (24.12.2022)





©2022 Lapp Group - Technical changes reserved

 Product Management www.lappkabel.de

You can find the current technical data in the corresponding data sheet.

PN 0456 / 02_03_16

ÖLFLEX® SERVO FD 798 CP



ÖLFLEX® SERVO FD 798 CP



0036910	DATA SHEET	
Valid from: 01.02.2021	ÖLFLEX® SERVO FD 798 CP	

Application

ÖLFLEX® SERVO FD 798 CP cables are high-flexible, screened, oil-resistant, halogen free, signal (encoder and resolver) cables with an outer sheath of Polyurethane. They are designed for use in high-dynamic applications with acceleration up to 50 m/s² in power chains as well as for fixed installation. They are also suitable for use in dry, damp or wet areas. They are suitable for outdoor use if the indicated temperature range is observed.

ÖLFLEX® SERVO FD 798 CP cables are increased resistant to oils and at room temperature largely resistant to acids and alkalis. The outer sheath withstands high mechanical stresses, in particular abrasion and dragging. It is also cut proof and resists microbes and hydrolysis. They are especially suitable for increased requirements (Extended Line) in power chains and in permanently moved machine parts. They are suitable for linear, automated movements. The maximum tensile load is 15 N/mm² of conductor cross-section during installation and operation. Compulsory guidance is not permitted.

The screening braid protects against interference from electrical fields.

Application range:

Connecting cable between servo controller and encoder/resolver / speed generators, in power chains or moving machine parts, particularly in wet areas of machine tools and transfer lines, assembly lines, production lines, in all kinds of machines.

Use acc. to UL: Style 20236: PUR sheathed cable for internal wiring or external interconnection.

Style 21165: PUR sheathed cable for internal wiring.

Style 20549: PUR sheathed cable for internal wiring of electronic equipment and appliances

Use acc. to CSA: PUR sheathed cable for internal wiring or external interconnection of electronic equipment with or without mechanical load conditions.

Design

Design	Dimension dependent, see table 1 acc. to UL AWM Style 20236, UL 758 (UL 30 V) AWM Style 21165 / 20549, UL 758 (UL 300V) CSA 22.2 No. 210 based on EN 50525-2-21
Certification	UL: dimension dependent, see table 1 UL AWM Style 20236 (30 V), File No. E63634 UL 758 UL AWM Style 21165 / 20549 (300 V), File No. E63634, UL 758 CSA AWM I A/B, II A/B (exception 0036939)
Conductor	tinned copper stranded
Core insulation	PP Polypropylen-based compound
Core identification	coloured, details see below
Wrapping	fleece tape wrapping over core stranding
Screen (dimension dependent)	braid of tinned copper wires, coverage = 85% (nominal value)
Outer sheath	Polyurethane-compound TMPU acc. to EN 50363-10-2 UL 758, CSA C22.2 No.210 colour: green, similar RAL 6018

Electrical properties

Nominal voltage	EN: 30 V UL/CSA: dimension dependent, see table 1
Test voltage	30 V version (UL/CSA): core / core: 1500 V rms core / overall screen: 750 V rms

Creator: HESC/PDC Released: ALTE/PDC	Document: DB0036910EN Version: 07	Page 1 of 9
---	--------------------------------------	-------------

0036910	DATA SHEET	
Valid from: 01.02.2021	ÖLFLEX® SERVO FD 798 CP	

0036912 Dimension: **(3 x (2 x 0.14) + 4 x 0.14 + 2 x 0.5)**

Pairs: 0.14: YE/GN, BK/BN, RD/OG
Pair shield: Drain wire: Tinned copper wire strands
Wrapped with tinned copper wires

Cores: 4-conductor bundle: 0.14: GY, BU, WH-YE, WH-BK
Pair: 0.5: BN-RD/BN-BU

Overall screen: Tinned copper braid, coverage = 85 % (nominal value)

0036913 Dimension: **(3 x (2 x 0.14) + 4 x 0.14 + 2 x 0.5 + 4 x 0.22)**

Pairs: 0.14: YE/GN, BK/BN, RD/OG
Pair shield: Drain wire: Tinned copper wire strands
Wrapped with tinned copper wires

Cores: 4-conductor bundle: 0.14: GY, BU, WH-YE, WH-BK
Pair: 0.5: BN-RD/BN-BU
Cores: 4-conductor bundle: 0.22: BN-YE, BN-GY, GN-BK, GN-RD

Overall screen: Tinned copper braid, coverage = 85 % (nominal value)

0036914 Dimension: **(9 x 0.5)**

Cores: BU, WH, RD, PK, GN, YE, BN, BK, GY
Overall screen: Drain wire: Tinned copper wire strands
Tinned copper braid, coverage = 85 % (nominal value)

0036915 Dimension: **(4 x 2 x 0.25 + 2 x 1.0)**

Pairs: 0.25: BN/GN, GY/PK, BU/VT, RD/BK
Cores: 1.0: WH, BN

Overall screen: Drain wire: Tinned copper wire strands
Tinned copper braid, coverage = 85 % (nominal value)

0036916 Dimension: **(6 x 2 x 0.25 + 2 x 0.5)**

Pairs: 0.25: WH/BN, GN/YE, GY/PK, BU/RD, BK/VT, GY-PK/RD-BU
Cores: 0.5: WH, BN

Overall screen: Drain wire: Tinned copper wire strands
Tinned copper braid, coverage = 85 % (nominal value)

0036917 Dimension: **(10 x 0.14 + 2 x 0.5)**

Cores: 0.14: WH, BN, GN, YE, GY, PK, BU, RD, BK, VT
Pair: 0.5: WH/BN

Overall screen: Tinned copper braid, coverage = 85 % (nominal value)

0036918 Dimension: **(10 x 0.14 + 4 x 0.5)**

Cores: 0.14: WH, BN, GN, YE, GY, PK, BU, RD, BK, VT
Cores: 0.5: WH, BN, BU, BK

Overall screen: Tinned copper braid, coverage = 85 % (nominal value)

Creator: HESC/PDC Released: ALTE/PDC	Document: DB0036910EN Version: 07	Page 3 of 9
---	--------------------------------------	-------------

0036910	DATA SHEET	
Valid from: 01.02.2021	ÖLFLEX® SERVO FD 798 CP	

0036920 Dimension: **(4 x 2 x 0.14 + 4 x 0.5)**

Pairs: 0.14: RD/BK, BN/GN, YE/VT, GY/PK

Cores: 0.5: WH, BU, WH-GN, BN-GN

Overall screen: Tinned copper braid, coverage = 85 % (nominal value)

0036921 Dimension: **(4 x 2 x 0.25)**

Pairs: WH/BN, GN/YE, GY/PK, BU/RD

Overall screen: Tinned copper braid, coverage = 85 % (nominal value)

0036923 Dimension: **(8 x 2 x 0.18)**

Pairs: WH-YE/WH-GN, WH-RD/WH-OG, WH-BK/WH-BN, GY/WH, BU/VT, YE/GN, RD/OG, BK/BN

Overall screen: Tinned copper braid, coverage = 85 % (nominal value)

0036924 Dimension: **(4 x 2 x 0.18)**

Pairs: BK/BN, RD/OG, YE/GN, BU/VT

Overall screen: Tinned copper braid, coverage = 85 % (nominal value)

0036926 Dimension: **(12 x 0.22)**

Cores: BK, BN, RD, OG, YE, GN, BU, VT, GY, WH, WH-BK, WH-BN

Overall screen: Tinned copper braid, coverage = 85 % (nominal value)

0036927 Dimension: **(4 x 2 x 0.25 + 2 x 0.5)**

Pairs: 0.25: BN/GN, GY/PK, BU/VT, RD/BK

Cores: 0.5: WH, BN

Overall screen: Drain wire: Tinned copper wire strands
Tinned copper braid, coverage = 85 % (nominal value)

0036928 Dimension: **(2 x 2 x 0.14 + 2 x (2 x 0.14) + 4 x 0.5 + (4 x 0.14))**

Pairs: 0.14: BU/RD, GY/PK

Pairs: 0.14: WH/BN, GN/YE

Pair shield: Wrapped with tinned copper wires

Cores: 0.5: WH, BN, GN, YE

Cores: 4-conductor bundle 0.14: WH, BN, GN, YE

Wrapped with tinned copper wires

Overall screen: Tinned copper braid, coverage = 85 % (nominal value)

Creator: HESC/PDC Released: ALTE/PDC	Document: DB0036910EN Version: 07	Page 4 of 9
---	--------------------------------------	-------------

0036910	DATA SHEET	
Valid from: 01.02.2021	ÖLFLEX® SERVO FD 798 CP	

0036929 Dimension: **(2 x (2 x 0.25) + 2 x 0.5)**

Pairs: 0.25: WH/BN, GN/YE
Pair shield: Aluminium-laminated foil, wrapped with tinned copper wires
Cores: 0.5: PK, GY

Overall screen: Drain wire: Tinned copper wire strands
Tinned copper braid, coverage = 85 % (nominal value)

0036930 Dimension: **(2 x 2 x 0.25 + 2 x 0.5)**

Pairs: 0.25: RD/BK, GY/PK
Cores: 0.5: WH, BN

Overall screen: Drain wire: Tinned copper wire strands
Tinned copper braid, coverage = 85 % (nominal value)

0036931 Dimension: **(3 x (2 x 0.14) + 2 x (1.0))**

Pairs: 0.14: GN/YE, GY/PK, RD/BU
Pair shield: Wrapped with tinned copper wires
Covering: Polyolefin
Cores: 1.0: WH, BN
Core shield: Wrapped with tinned copper wires
Covering: Polyolefin
Overall screen: Tinned copper braid, coverage = 85 % (nominal value)

0036932 Dimension: **(4 x 2 x 0.14 + 4 x 0.5 + (4 x 0.14))**

Pairs: 0.14: BU/BK, BN/GN, VT/YE, GY/PK
Cores: 0.5: WH, BU, WH-GN, BN-GN
Cores: 4-conductor bundle 0.14: YE-BK, RD-BK, GN-BK, BU-BK
Shield: Wrapped with tinned copper wires
Overall screen: Tinned copper braid, coverage = 85 % (nominal value)

0036933 Dimension: **(3 x 2 x 0.25 + 2 x 0.5)**

Pairs: 0.25: WH/BN, GN/YE, GY/PK
Cores: 0.5: BU, RD
Overall screen: Drain wire: Tinned copper wire strands
Tinned copper braid, coverage = 85 % (nominal value)

0036934 Dimension: **(5 x 2 x 0.25 + 2 x 0.5)**

Pairs: 0.25: GN/YE, GY/PK; WH/BN, GY-PK/RD-BU, BK/VT
Cores: 0.5: BU, RD
Overall screen: Drain wire: Tinned copper wire strands
Tinned copper braid, coverage = 85 % (nominal value)

0036935 Dimension: **(3 x 2 x 24AWG)**

Pairs: 24AWG: WH/BN, GN/YE, GY/PK,
Overall screen: Tinned copper braid, coverage = 85 % (nominal value)

Creator: HESC/PDC Released: ALTE/PDC	Document: DB0036910EN Version: 07	Page 5 of 9
---	--------------------------------------	-------------

0036910	DATA SHEET	
Valid from: 01.02.2021	ÖLFLEX® SERVO FD 798 CP	

0036936 Dimension: **(5 x 2 x 0.14 + 2 x 0.5)**

Pairs: 0.14: WH/VT, BN/GN, YE/GY, PK/BU, RD/BK
 Cores: 0.5: WH/RD; WH/GN
 Overall screen: Tinned copper braid, coverage = 85 % (nominal value)

0036937 Dimension: **(2 x 2 x 0.18 + 5 x 0.5)**

Pairs: 0.18: WH/BN, BK/VT,
 Cores: 0.5: GN, YE, GY, PK, BU
 Overall screen: Drain wire: Tinned copper wire strands
 Tinned copper braid, coverage = 85 % (nominal value)

0036938 Dimension: **(5 x 2 x 0.18 + 6 x 0.5)**

Pairs: 0.18: BK/OG, BK/GY, WH/YE, WH/GY, WH/BN
 Cores: 0.5: 3xBK with No. 1-3
 3xRD with No. 4-6
 Overall screen: Drain wire: Tinned copper wire strands
 Tinned copper braid, coverage = 85 %

0036939 Dimension: **(10 x 2 x 28AWG)**

Pairs: WH/BU, WH/YE, WH/GN, WH/RD, WH/VT, BN/BU, BN/YE, BN/GN, BN/RD, BN/VT
 Overall screen: Drain wire: Tinned copper wire strands
 Tinned copper braid, coverage = 85 % (nominal value)

0036940 Dimension: **(6 x 2 x 0.25)**

Pairs: WH/BN, GN/YE, GY/PK, BU/RD, BK/VT, GY-PK/RD-BU
 Overall screen: Tinned copper braid, coverage = 85 % (nominal value)

0036941 Dimension: **3 x (2 x 0.14) + (3 x 0.14)**

Pairs: 0.14: BK/YE, BK/GN, BK/RD
 Pair shield: Tinned copper braid, coverage = 85 % (nominal value)
 Cores: 3-conductor bundle 0.14: BK, GY, PK
 Shield: Tinned copper braid, coverage = 85 % (nominal value)

0036942 Dimension: **(2 x 2 x 0.18)**

Pairs: RD/OR, BK/BN
 Overall screen: Tinned copper braid, coverage = 85 % (nominal value)

0036943 Dimension: **(4 x 1 + 4 x 2 x 0.14 + (4 x 0.14))**

Cores: 1.0: WH, BU, WH-GN, BN-GN
 Pairs: 0.14: GY/PK, VT/YE, BN/GN, RD/BK
 Cores: 4-conductor bundle 0.14: GN-BK, BU-BK, YE-BK, RD-BK
 Shield: Wrapped with tinned copper wires
 Overall screen: Tinned copper braid, coverage = 85 % (nominal value)

Creator: HESC/PDC Released: ALTE/PDC	Document: DB0036910EN Version: 07	Page 6 of 9
---	--------------------------------------	-------------

0036910	DATA SHEET	
Valid from: 01.02.2021	ÖLFLEX® SERVO FD 798 CP	

0036944 Dimension: **(3 x (2 x 0.25) + 3 x 0.25 + 2 x 1.0)**

Pairs: 0.25: BN/GN, GY/PK, RD/BK
Pair shield: Wrapped with tinned copper wires
Cores: 3-conductor bundle 0.25: YE, BU, VT
Cores: 1.0: BN, WH
Overall screen: Tinned copper braid, coverage = 85 % (nominal value)

0036945 Dimension: **4 x (2 x 0.14) + 2 x (1.0)**

Pairs: 0.14: GN/YE, RD/BU, BK/VT, PK/GY
Pair shield: Tinned copper braid, coverage = 85 % (nominal value)
Cores: 1.0: WH, BN
Core shield: Tinned copper braid, coverage = 85 % (nominal value)

0036946 Dimension: **3 x (2 x 0.14) + (2 x 0.5)**

Pairs: 0.14: GN/YE, PK/GY, RD/BU
Pair shield: Tinned copper braid, coverage = 85 % (nominal value)
Pair: 0.5: WH/BN
Pair shield: Tinned copper braid, coverage = 85 % (nominal value)

0036947 Dimension: **(5 x 2 x 0.25)**

Pairs: WH/BN, GN/YE, GY/PK, BU/RD, BK/VT
Overall screen: Tinned copper braid, coverage = 85 % (nominal value)

0036948 Dimension: **(5 x 2 x 22AWG)**

Pairs: BK/WH-BK; RD/WH-RD; GN/WH-GN; GR/WH-GR; OR/WH-OR;
Overall screen: Tinned copper braid, coverage = 85 % (nominal value)

0036949 Dimension: **(3 x (2 x 0.14) + 2 x (0.5))**

Pairs: 0.14: YE/GN, BK/BN, RD/OR
Pair shield: Drain wire: Tinned copper wire strands
Wrapped with tinned copper wires
Covering: Polyolefin
Cores: 0.5: BK, RD
Core shield: Wrapped with tinned copper wires
Covering: Polyolefin
Overall screen: Tinned copper braid, coverage = 85 % (nominal value)

Creator: HESC/PDC Released: ALTE/PDC	Document: DB0036910EN Version: 07	Page 7 of 9
---	--------------------------------------	-------------

0036910	DATA SHEET	
Valid from: 01.02.2021	ÖLFLEX® SERVO FD 798 CP	

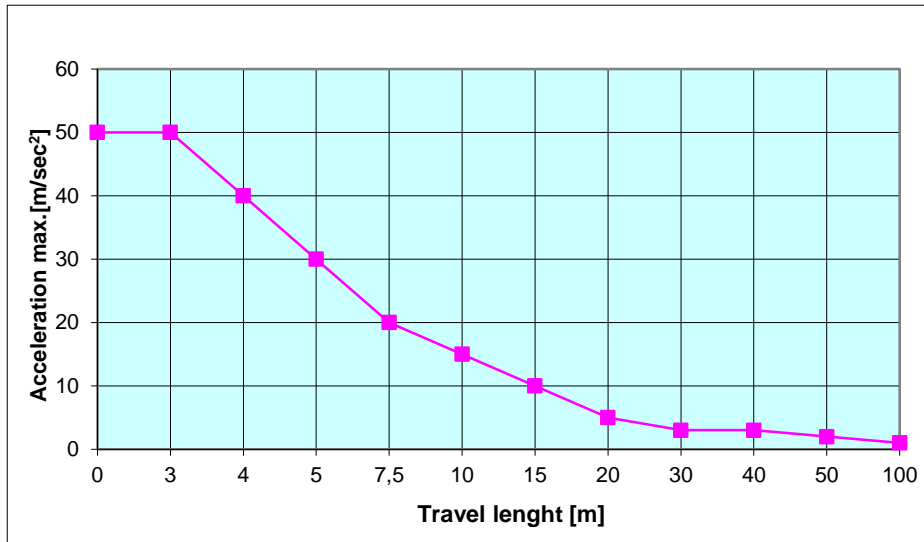
Table 1

Art.-No.	Number of cores x Cross section n x [mm ²]	AWM Style	UL/CSA Rated voltage	UL/CSA flammability
0036910	(4x2x0.34+4x0.5)	20236	30 V	VW-1; FT1
0036949	(3x(2x0.14)+2x(0.5))	20236	30 V	VW-1; FT1
0036912	(3x(2x0.14)+4x0.14+2x0.5)	20236	30 V	VW-1; FT1
0036913	(3x(2x0.14)+4x0.14+2x0.5+4x0.22)	20236	30 V	VW-1; FT1
0036942	(2x2x0.18)	20236	30 V	VW-1; FT1
0036924	(4x2x0.18)	20236	30 V	VW-1; FT1
0036923	(8x2x0.18)	20236	30 V	VW-1; FT1
0036926	(12x0.22)	20236	30 V	VW-1; FT1
0036915	(4x2x0.25+2x1)	20236	30 V	VW-1; FT1
0036927	(4x2x0.25+2x0.5)	20236	30 V	VW-1; FT1
0036943	(4x1+4x2x0.14+(4x0.14))	21165	300 V	HFT; FT1
0036944	(3x(2x0.25)+3x0.25+2x1)	21165	300 V	HFT; FT1
0036929	(2x(2x0.25)+2x0.5)	20236	30 V	VW-1; FT1
0036930	(2x2x0.25+2x0.5)	20236	30 V	VW-1; FT1
0036914	(9x0.5)	20236	30 V	VW-1; FT1
0036946	3x(2x0.14)+(2x0.5)	21165	300 V	HFT; FT1
0036941	3x(2x0.14)+(3x0.14)	21165	300 V	HFT; FT1
0036945	4x(2x0.14)+2x(1)	21165	300 V	HFT; FT1
0036916	(6x2x0.25+2x0.5)	20236	30 V	VW-1; FT1
0036917	(10x0.14+2x0.5)	20236	30 V	VW-1; FT1
0036918	(10x0.14+4x0.5)	20236	30 V	VW-1; FT1
0036928	(2x2x0.14+2x(2x0.14)+4x0.5+(4x0.14))	20236	30 V	VW-1; FT1
0036921	(4x2x0.25)	20236	30 V	VW-1; FT1
0036947	(5x2x0.25)	21165	300 V	HFT; FT1
0036948	(5x2x22AWG)	21165	300 V	HFT; FT1
0036940	(6x2x0.25)	21165	300 V	HFT; FT1
0036920	(4x2x0.14+4x0.5)	20236	30 V	VW-1; FT1
0036911	(3x(2x0.14)+2x(0.5))	20236	30 V	VW-1; FT1
0036931	(3x(2x0.14)+2x(1))	21165	300 V	HFT; FT1
0036932	(4x2x0.14+4x0.5+(4x0.14))	21165	300 V	HFT; FT1
0036933	(3x2x0.25+2x0.5)	21165	300 V	HFT; FT1
0036934	(5x2x0.25+2x0.5)	21165	300 V	HFT; FT1
0036935	(3x2x24AWG)	21165	300 V	HFT; FT1
0036936	(5x2x0.14+2x0.5)	21165	300 V	HFT; FT1
0036937	(2x2x0.18+5x0.5)	20549	300 V	HFT; FT1
0036938	(5x2x0.18+6x0.5)	20549	300 V	HFT; FT1
0036939	(10x2x28AWG)	20236	30 V	VW-1

Dynamic performance

- Pulling force (Dynamic): ≤ 20 N/mm²
- Pulling force (Static): ≤ 50 N/mm²
- Max. Acceleration: see Table A
- Max. Speed (sliding): 5 m/s resp. 300 m/min
- Max. Length (horizontal): see Table A
- Bending cycles and power chain operation parameters: See Selection Table A2-1 in the appendix of our online catalogue
For use in power chains: Please comply with assembly guideline Appendix T3
- Max. Torsion load: +/- 30° /m

Table A



Travel length	Acceleration
[m]	[m/sec ²]
0	50
3	50
4	40
5	30
7,5	20
10	15
15	10
20	5
30	3
40	3
50	2
100	1